



Trump Towers Sunny Isles Beach

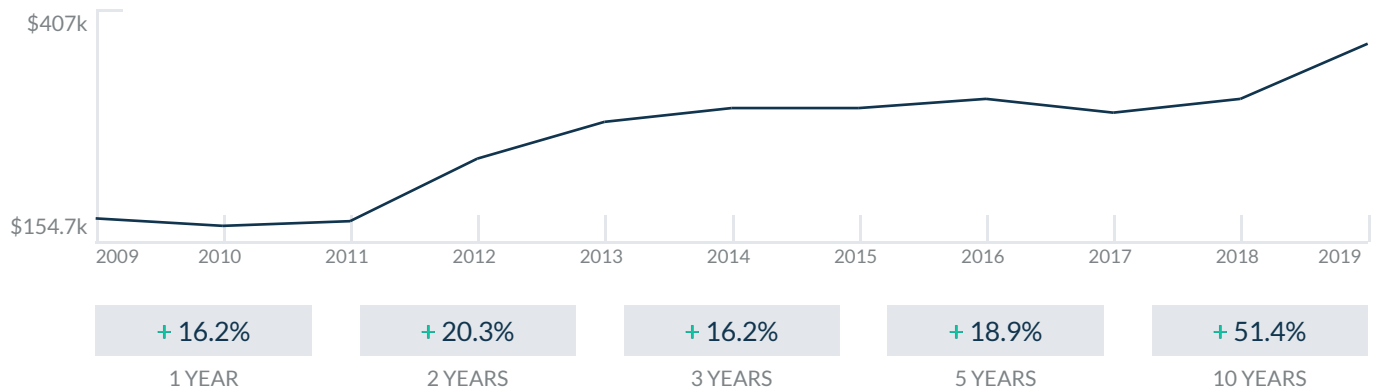
16001 Collins Av
Sunny Isles Beach, FL 33160

Every month we compile this comprehensive market report focus on Trump Towers Sunny Isles Beach in this convenient and easy to read format. Our datas comes from more than six different sources including MLS Associations, County Offices and Financial Institutions. Get this report for free every month on our website trumptowermiamicondosforsale.com.

Property Stats

POSTAL CODE 33160

The property stats graph represents the median price evolution since ten years in your postal code area.



Similar Properties

DAYS ON THE MARKET

Everyday 3 months we monitor how many days it takes for similar properties to be sold. This is also a good indicator to know when to buy or sale!



Mortgage Rates

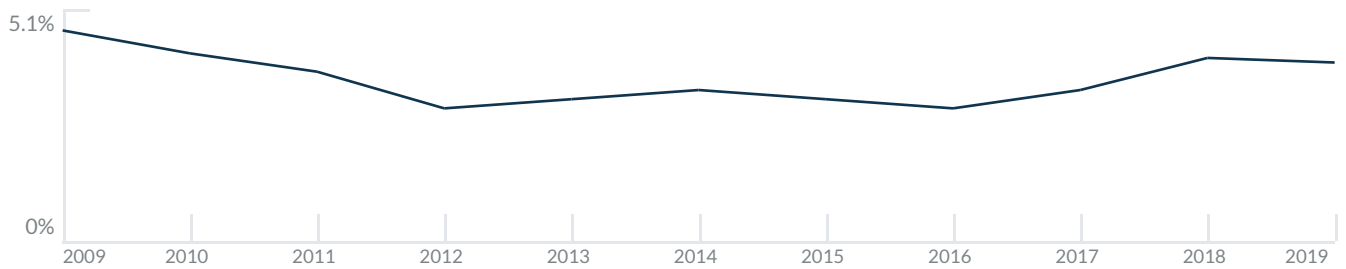
PER YEAR

Understanding mortgage economics is important when you want to buy with a loan. Below is the historical yearly average mortgage rates in the United States retrieved from Freddie Mac©

30 YEARS FIXED 4.4%



15 YEARS FIXED 3.9%



5/1-YEAR ADJUSTABLE 3.9%



Schools

CLOSEST

Having good schools nearby is important if you have kids or plan to rent or sell your home. Ratings are retrieved from the leading independent and nonprofit GreatSchools©

ELEMENTARY SCHOOL	MIDDLE SCHOOL	HIGH SCHOOL
Aventura City Of Excellence School District	Arvida School District	North Tracy Mourning Senior High
10/10	NR	7/10
		Biscayne Bay Campus

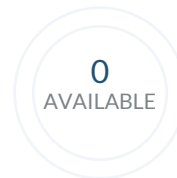
Insights

IN TRUMP TOWERS SUNNY ISLES BEACH

Below the average listing prices of available unit per property type.

% to %
CAP RATE
Yearly net income when rent

0%
NEGOTIABILITY
What you can negotiate



Sale within the last month

Activity

SOLD OR RENTED

Below the latest transactions reported by the local MLS Association for Trump Towers Sunny Isles Beach




\$1,199,000



UNIT 507

RENTED | JUL 2016




\$10,500



UNIT 3501

RENTED | JUN 2016




\$9,900



UNIT 2401

RENTED | NOV 2014



\$7,500



UNIT 3103

RENTED | APR 2014



\$8,500



UNIT 1802

RENTED | SEP 2014



\$3,800



UNIT

RENTED | APR 2014

Sold

LAST 20 PROPERTIES SOLD IN TRUMP TOWERS SUNNY ISLES BEACH

Unit	Price	Beds/Baths	\$/Sqft	Sqft	Buying Date	Days on Market
507	\$1,199,000	3/3	\$569.3	2,106	Sep 2016	59

Rented

LAST 20 PROPERTIES RENTED IN TRUMP TOWERS SUNNY ISLES BEACH

Unit	Price	Beds/Baths	\$/Sqft	Sqft	Rented Date	Days on Market
3501	\$10,500	4/3	\$3.6	2,928	Jul 2016	31
2401	\$9,900	3/3	\$3.4	2,928	Apr 2015	146
3103	\$7,500	3/3	\$3.8	1,968	Feb 2015	293
1802	\$8,500	3/3	\$4.3	1,979	Dec 2014	91
N/A	\$3,800	2/2	\$2.6	1,435	Oct 2014	193
3807	\$7,500	2/3	\$3.6	2,106	Oct 2014	195
3803	\$4,800	3/3	\$2.4	1,962	Aug 2014	23
1503	\$4,650	3/3	\$2.4	1,962	Jul 2014	28
1407	\$8,000	2/3	\$3.8	2,106	May 2013	183